

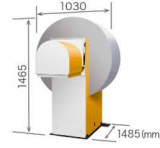

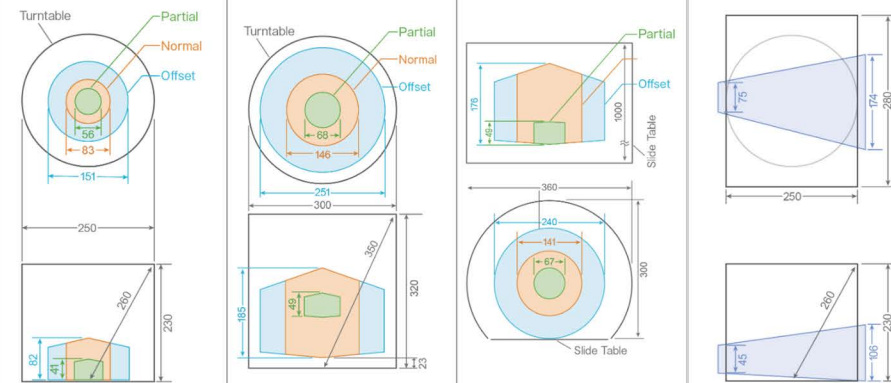




Contact us

E-mail: [os@rfsystemlab.com](mailto:os@rfsystemlab.com)

## Specifications

		CT (3D)			2D														
		 <p>\$29,500 CT (Medium Sized Panel)</p>	 <p>\$39,500 CT (Large Sized Panel)</p>	 <p>\$58,000 CT (Large Sized Panel)</p>	 <p>\$9,500</p>														
		<p>*When closed the door, w/o handle. Upgradable to \$39,500 CT with additional \$10,000</p>	<p>*When closed the door, w/o handle.</p>	<p>Ask us for longer/larger scans. *Pre-order available.</p>	<p>*When closed the door, w/o handle. Upgradable to CT with price difference.</p>														
Types		X-Ray CT Scanner System			2D X-ray Imaging System														
Features		3D Scans, 2D Acquisitions, With Void Detecting Software (3D)			2D Acquisitions														
Models		NAOMi-CT 3D-M	NAOMi-CT 3D-L	NAOMi-CT 3D-Slide L	NAOMi-2D														
Hardware	Weight	Approx. 60 kg (130 lbs)	Approx. 70 kg (155 lbs)	Approx. 100 kg (200 lbs)	Approx. 60 kg (130 lbs)														
Power source	Power	AC 100-240 V, 50/60 Hz																	
	Consumption power	1.0 kVA (At peak)																	
X-ray source *	Tube voltage	50-100 kV																	
	Tube current	2-10 mA																	
	Max power output	500 W																	
	High voltage generator	DC rectifier (Earlier ignition system)																	
	Cooling	Oil and air																	
	Focal spot size	0.5 mm																	
Detector	Detector Type	FPD			Multi CCD														
	Pixel size	98 μm	76 μm		100 μm														
	Grayscale	16 bits	16 bits		12 bits														
	Active imaging area	H 121 x W 123 mm	H 263 x W 213 mm		H 106 x W 174 mm														
	Pixels	1440 x 1440 pixels (2.0 megapixels)	3792 x 3024 pixels (11.4 megapixels)		980 x 1660 pixels (1.6 megapixels)														
Image Acquisition	Scan Areas	<table border="1"> <tr> <td>Partial Scan</td> <td>φ 56 x H37-41mm Pixel Size: 0.080mm</td> <td>φ 68 x H38-49mm Pixel Size: 0.095mm</td> <td>φ 67 x H45-49mm Pixel Size: 0.087mm</td> <td rowspan="3">H106 x W174mm</td> </tr> <tr> <td>Normal Scan</td> <td>φ 83 x H72-82mm Pixel Size: 0.16mm</td> <td>φ 146 x H153-185mm Pixel Size: 0.22mm</td> <td>φ 141 x H147-176mm Pixel Size: 0.21mm</td> </tr> <tr> <td>Offset Scan</td> <td>φ 151 x H63-82mm Pixel Size: 0.19mm</td> <td>φ 251 x H130-185mm Pixel Size: 0.31mm</td> <td>φ 240 x H127-176mm Pixel Size: 0.31mm</td> </tr> </table>	Partial Scan	φ 56 x H37-41mm Pixel Size: 0.080mm	φ 68 x H38-49mm Pixel Size: 0.095mm	φ 67 x H45-49mm Pixel Size: 0.087mm	H106 x W174mm	Normal Scan	φ 83 x H72-82mm Pixel Size: 0.16mm	φ 146 x H153-185mm Pixel Size: 0.22mm	φ 141 x H147-176mm Pixel Size: 0.21mm	Offset Scan	φ 151 x H63-82mm Pixel Size: 0.19mm	φ 251 x H130-185mm Pixel Size: 0.31mm	φ 240 x H127-176mm Pixel Size: 0.31mm				
	Partial Scan	φ 56 x H37-41mm Pixel Size: 0.080mm	φ 68 x H38-49mm Pixel Size: 0.095mm	φ 67 x H45-49mm Pixel Size: 0.087mm	H106 x W174mm														
	Normal Scan	φ 83 x H72-82mm Pixel Size: 0.16mm	φ 146 x H153-185mm Pixel Size: 0.22mm	φ 141 x H147-176mm Pixel Size: 0.21mm															
	Offset Scan	φ 151 x H63-82mm Pixel Size: 0.19mm	φ 251 x H130-185mm Pixel Size: 0.31mm	φ 240 x H127-176mm Pixel Size: 0.31mm															
Scannable Size	φ 250 x H230mm	φ 300 x H320mm	W-360 x D1000 x H-300mm *Refer the above drawings.	W250 x D280 x H230mm															
Resolutions	<table border="1"> <tr> <td>3D Scans</td> <td>5LP/mm 0.1mm</td> <td colspan="2">4LP/mm 0.125mm</td> <td rowspan="2">2D Acquisitions</td> </tr> <tr> <td>2D Acquisitions</td> <td>4LP/mm 0.125mm</td> <td colspan="2">3LP/mm 0.166mm</td> </tr> </table>	3D Scans	5LP/mm 0.1mm	4LP/mm 0.125mm		2D Acquisitions	2D Acquisitions	4LP/mm 0.125mm	3LP/mm 0.166mm					3LP/mm 0.166mm					
3D Scans	5LP/mm 0.1mm	4LP/mm 0.125mm		2D Acquisitions															
2D Acquisitions	4LP/mm 0.125mm	3LP/mm 0.166mm																	
Load Capacity	Approx. 10 kg (22 lbs)			Approx. 20 kg (44 lbs)	Approx. 10 kg (22 lbs)														
Target Examples	Aluminum Diecasts, Resins/Plastic Products and Containers, Rubber Products, Processed Food, Confectionery, Fruits, Cosmetics, Stationery, Toys, Shoes, Living Organisms, Bones, Cultural Properties, etc. *Ask us for scanning heavy metals (iron, copper, etc.) Unsuitable materials for scans																		

●With the interlocking function ●Self-protected with the built-in lead housing. ●No qualification or license required (in case of Japan).  
 In case of the \$59,500 CT, the three points above may not be applied.  
 Specifications or designs may be changed without a prior notice.